

SafeEntry User Guide to Check-in / Check-out at Parliament of Singapore

Version 3.1 (07 May 2021)

Introduction

Check in and check out of **'Parliament of Singapore'** on **SafeEntry** using one of the available methods:


- A. Tap to Check-in with SafeEntry Gateway Device
- B. Scan SafeEntry QR Code with TraceTogether App

A. TAP TO CHECK-IN WITH SAFEENTRY GATEWAY DEVICE

A. Tap to Check-in with SafeEntry Gateway Device

For TraceTogether App Users

Step A1: Turn on Bluetooth



Step A2: Open your TT App in the foreground



Step A3: Bring your phone to within 1 – 25 cm of the SafeEntry Gateway Device



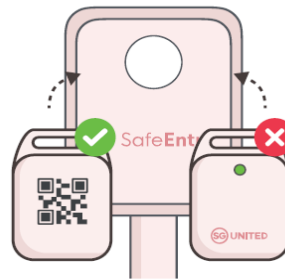
A. Tap to Check-in with SafeEntry Gateway Device

For TraceTogether Token Users

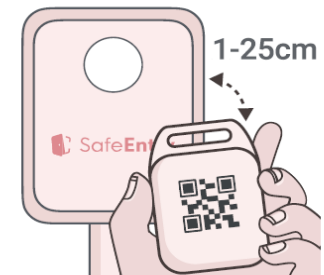
Step A1: Ensure your Token has not run out of battery



Step A2: Face the Token QR code away from the SafeEntry Gateway Device



Step A3: Bring your Token to within 1 – 25 cm of the SafeEntry Gateway Device



A. Tap to Check-in with SafeEntry Gateway Device

How do I know whether my check-in is successful?

SUCCESSFUL CHECK-IN ✓



Green screen will appear on the SafeEntry Gateway Box with a beep sound

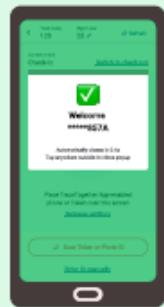
For TraceTogether App users, please note that you will not see any change on your mobile screen.

FAILED CHECK-IN ✗



No light will appear on the SafeEntry Gateway Box

SUCCESSFUL CHECK-IN ✓



Green screen will appear on the device with SafeEntry Gateway function

For TraceTogether App users, please note that you will not see any change on your mobile screen.

FAILED CHECK-IN ✗



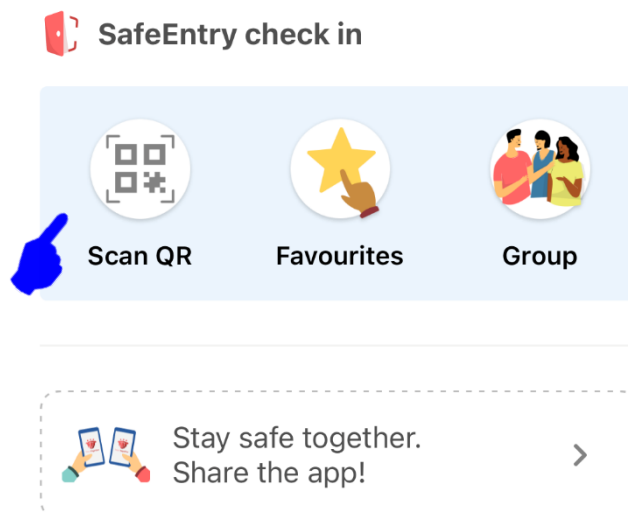
No change on the device with SafeEntry Gateway function

B. SCAN SAFEENTRY QR CODE WITH TRACETOGETHER APP

B. Scan SafeEntry QR Code with TraceTogether App

Step B1: Launch the TraceTogether app


Step B2: Tap on 'Scan QR' on the app homepage



B. Scan SafeEntry QR Code with TraceTogether App

Step B3: Scan the SafeEntry QR code displayed at entry/exit points

Scan the SafeEntry QR code




A QR code with the text 'SafeEntry' in the center, displayed on a dark background.

- You have no close contact with a confirmed COVID-19 case in the past 14 days *#
- You're not currently under a Quarantine Order or Stay-Home Notice *
- You have no fever or flu-like symptoms *
- You agree to the [terms](#) and consent to the collection/use of your information for COVID-19 contact tracing


* Not applicable if you're seeking treatment at a medical facility
Not applicable to COVID-19 frontline workers

← SafeEntry



The TraceTogether app interface showing a 'SafeEntry Check-in' card. The card displays the date '19 APR 2021' and time '5:18 PM' at the 'PARLIAMENT OF SINGAPORE'. The GOVTECH logo is visible at the bottom.


TraceTogether

1 

SafeEntry Check-in


19 APR 2021
5:18 PM

PARLIAMENT OF SINGAPORE

GOVTECH 

B. Scan SafeEntry QR Code with TraceTogether App

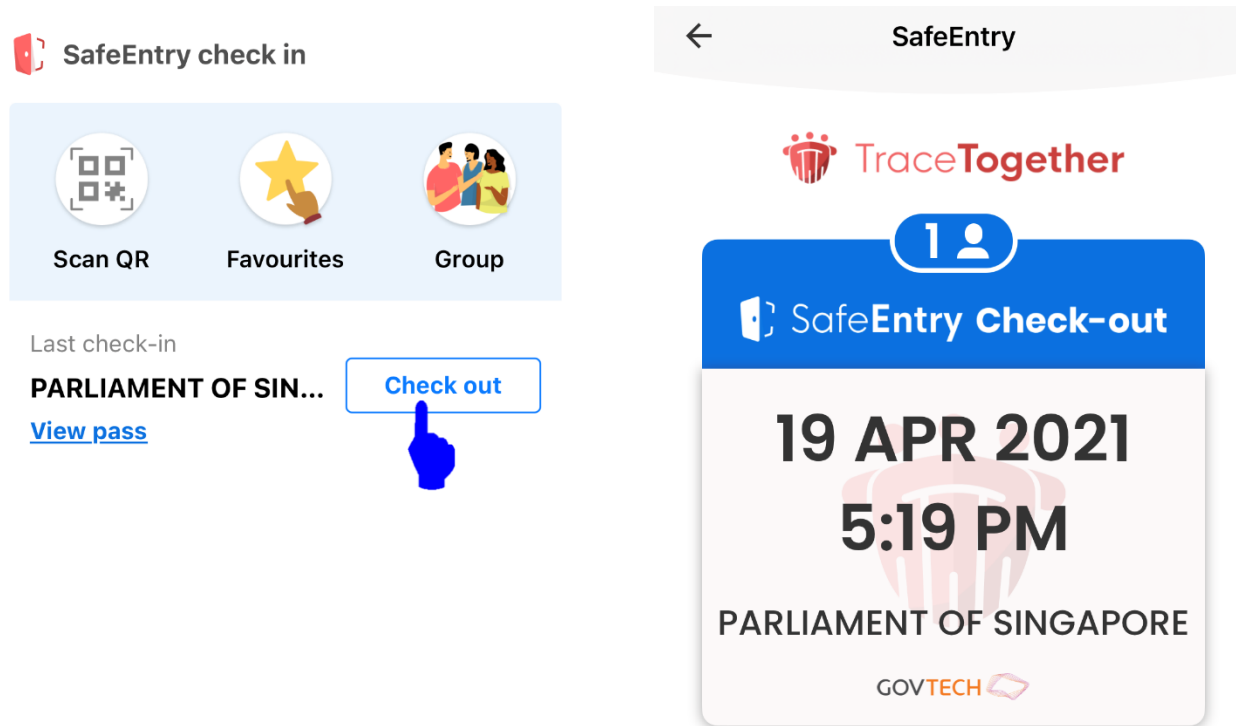
Step B4: Select 'View Pass' and a SafeEntry pass will be displayed



Show SafeEntry pass to Security for entry

B. Scan SafeEntry QR Code with TraceTogether App

Step B5: Tap on 'Check out' to show SafeEntry Pass before exiting



Thank You

END OF SLIDES