

SafeEntry User Guide to Check-in / Check-out at Parliament of Singapore

Version 2.0 (21 May 2020)

Introduction

1. Check in and check out of **'Parliament of Singapore'** on **SafeEntry** using one of the three available methods:
 - A. SafeEntry with SingPass Mobile
 - B. SafeEntry with QR Code
 - C. SafeEntry with URL in Web Browser
2. Please show the **'Check in' SafeEntry Pass to Security for entry**
3. Remember to **'Check out'** upon exiting

Note: By checking in, you declare that:

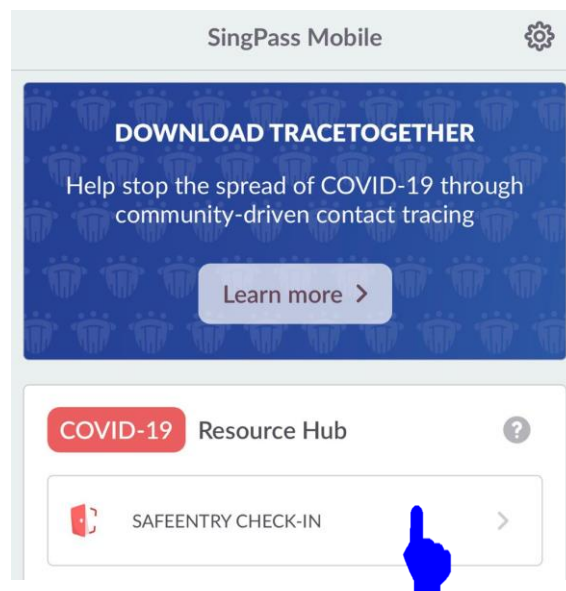
- a) You are currently not under a quarantine or isolation order, Stay-Home Notice, or been issued medical certificates for respiratory symptoms;*
- b) You have not had close contact with a confirmed COVID-19 case in the past 14 days, and;*
- c) You do not have any fever or flu-like symptoms.*

A. SAFEENTRY WITH SINGPASS MOBILE

A. SafeEntry with SingPass Mobile

Step A1: Launch the SingPass Mobile app

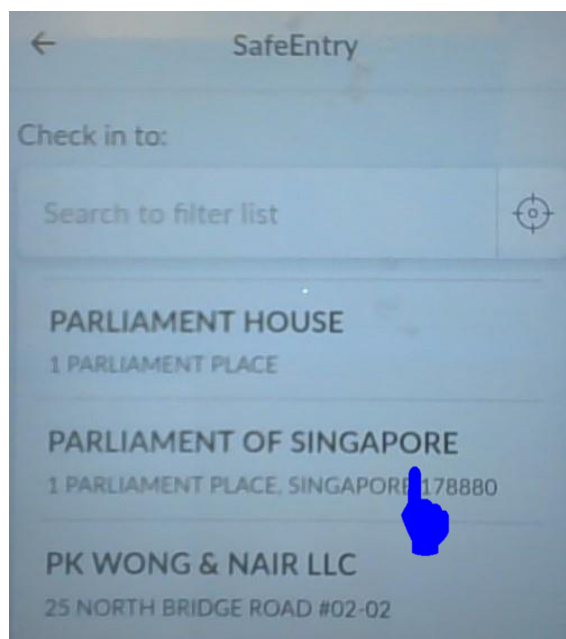
Step A2: Tap on 'SafeEntry Check-In' on the app homepage



A. SafeEntry with SingPass Mobile

Step A3: First-time users will be prompted to give consent to enable Location Permissions and then be shown a list of registered locations nearby

Step A4: Select 'Parliament of Singapore' from the list

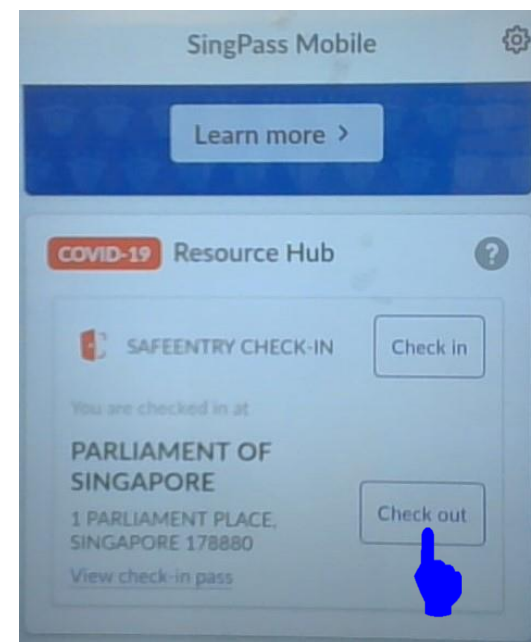


A. SafeEntry with SingPass Mobile

Step A5: Tap on 'Check in' to confirm

Step A6: Show the SafeEntry Pass to Security for entry

Step A7: Tap on 'Check out' upon exiting



B. SAFEENTRY WITH QR CODE

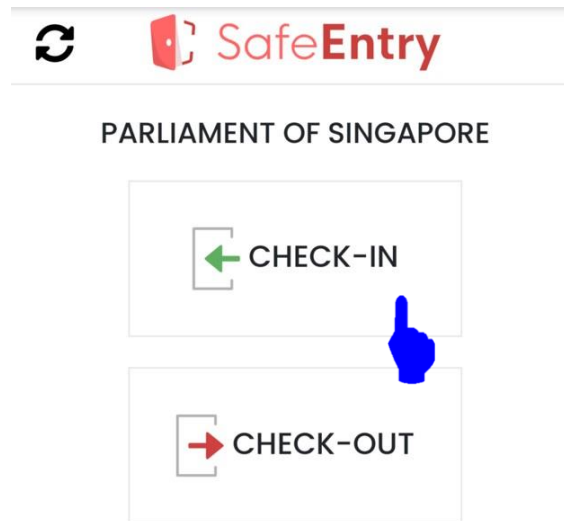
B. SafeEntry with QR Code

Step B1: Use mobile phone to scan the SafeEntry QR code displayed at entry/exit points



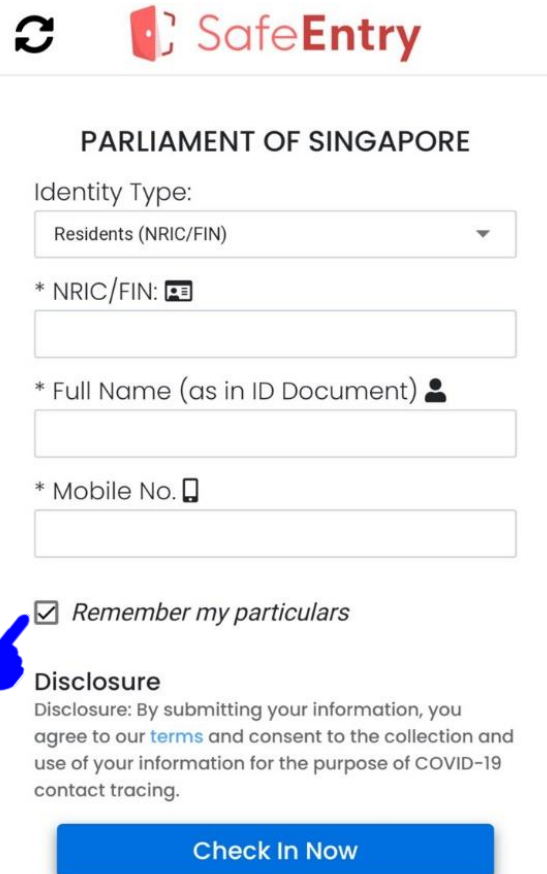
B. SafeEntry with QR Code



Step B2: Select 'Check in' or 'Check out' on SafeEntry web page showing 'Parliament of Singapore'



B. SafeEntry with QR Code


Step B3: Enter Name, NRIC and Mobile Number (select 'Remember my particulars' to auto-fill for subsequent check-ins/outs)





  **SafeEntry**

PARLIAMENT OF SINGAPORE


Identity Type:
Residents (NRIC/FIN) ▾

* NRIC/FIN: 

* Full Name (as in ID Document) 

* Mobile No. 

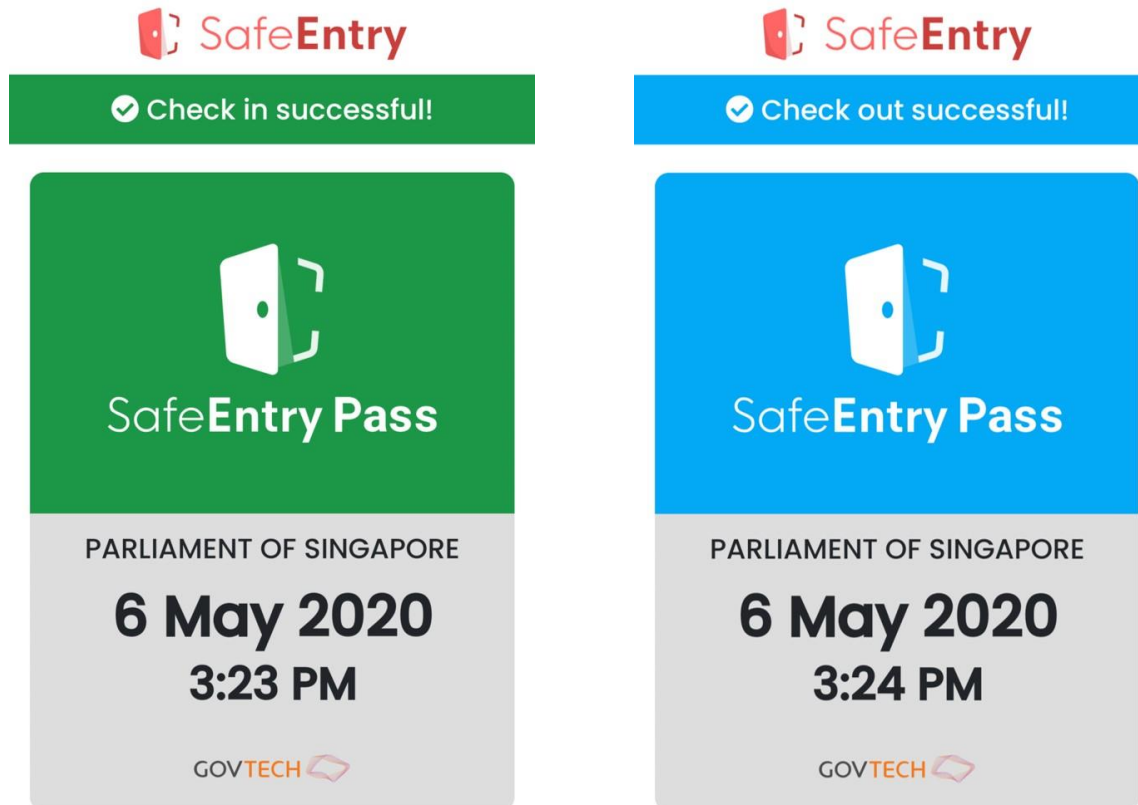
Remember my particulars

 **Disclosure**
Disclosure: By submitting your information, you agree to our [terms](#) and consent to the collection and use of your information for the purpose of COVID-19 contact tracing.

Check In Now

B. SafeEntry with QR Code

Step B4: Select 'Check In/Out Now' and a SafeEntry pass will be displayed



Step B5: Show SafeEntry pass to Security for entry

Step B6: Remember to 'Check out' upon exiting

C. SAFEENTRY WITH URL (WEB BROWSER)

C. SafeEntry with URL (Web Browser)

Step C1: Enter **go.gov.sg/parlse** in web browser (Bookmark web page, save as Favorites or add to Home Screen for subsequent check-ins/outs)




C. SafeEntry with URL (Web Browser)

Step C2: Select 'Check in' or 'Check out' on SafeEntry web page showing 'Parliament of Singapore'




C. SafeEntry with URL (Web Browser)


Step C3: Enter Name, NRIC and Mobile Number (select 'Remember my particulars' to auto-fill for subsequent check-ins/outs)




PARLIAMENT OF SINGAPORE


Identity Type:
Residents (NRIC/FIN) ▾

* NRIC/FIN: 

* Full Name (as in ID Document) 

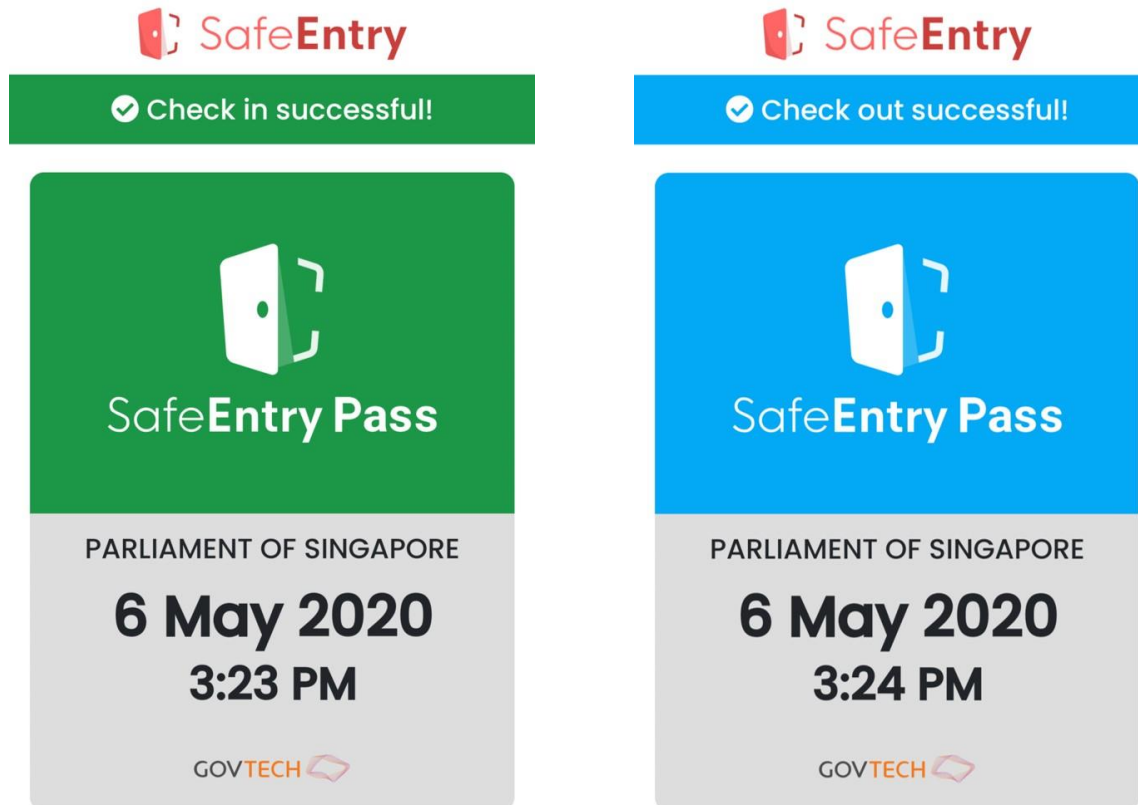
* Mobile No. 

Remember my particulars

 **Disclosure**
Disclosure: By submitting your information, you agree to our [terms](#) and consent to the collection and use of your information for the purpose of COVID-19 contact tracing.

C. SafeEntry with URL (Web Browser)

Step C4: Select 'Check In/Out Now' and a SafeEntry pass will be displayed



Step C5: Show SafeEntry pass to Security for entry

Step C6: Remember to 'Check out' upon exiting

Thank You

END OF SLIDES